

In & Out Block

12 1/2" X 12 1/2"

Designed by Debbie Maddy
Calico Carriage Quilt Designs
www.calicocarriage.com
info@calicocarriage.com

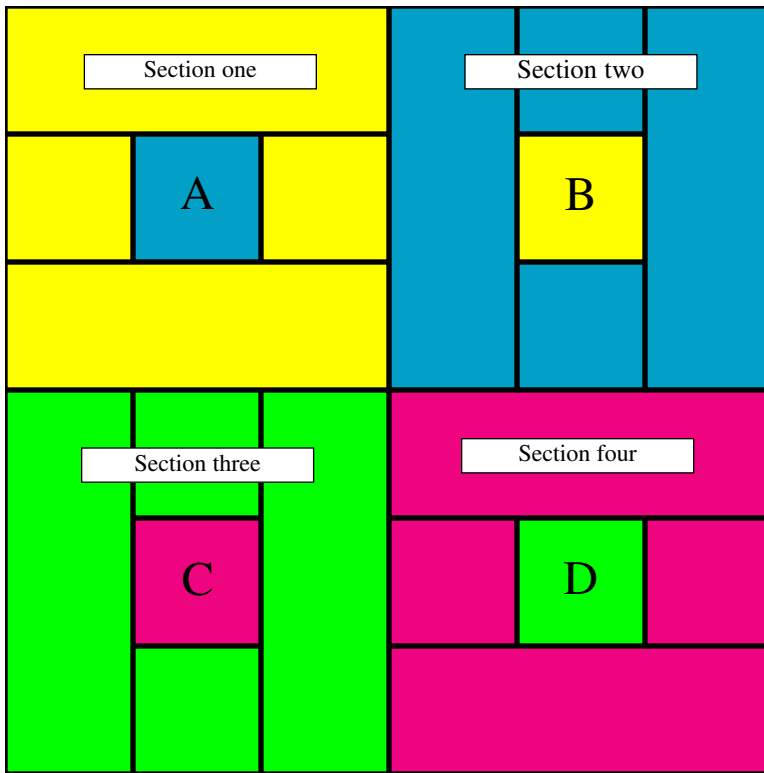
This block requires four Jelly Roll® strips with good contrast between all of them.

Label the strips color A, B, C, and D

Cut each strip into the following pieces:

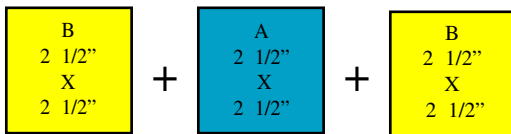
(3) 2 1/2" X 2 1/2" squares

(2) 2 1/2" X 6 1/2" rectangles

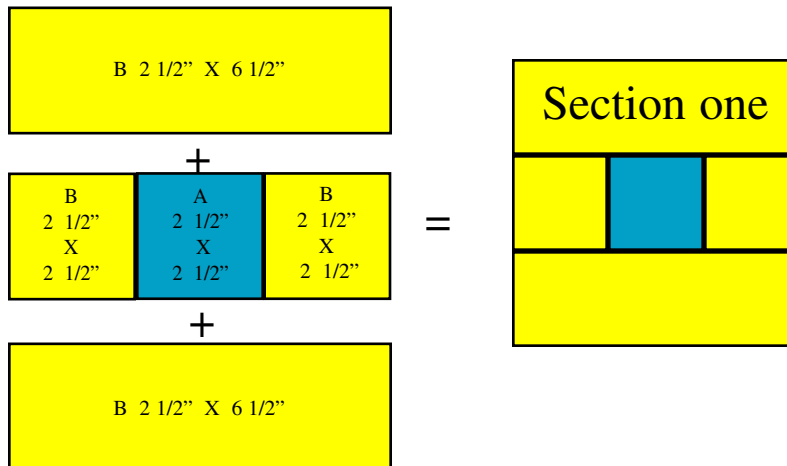


Sew *Section One* of the block following the diagram below. Press all seams away from the center.

Sew a color B 2 1/2" X 6 1/2" rectangle to the top and bottom.



Sew a color B 2 1/2" X 6 1/2" rectangle to the top and bottom.



Sew *Section Two* using the remaining color A and color B pieces. Repeat the process using colors C and D to make *Sections Three and Four*. Sew the four sections together to make the block. Refer to the top illustration to note the direction the seams go when sewing the four sections together. Press the final seams in opposite directions.

