


Chain Link

by Emily Herrick • Crazy Old Ladies
crazyoldladies.blogspot.com



Fabric: Authentic designed by Sweetwater for Moda Fabrics, unitednotions.com.

Black Print

- 4 rectangles (A) 1½" x 3½"
- 4 rectangles (B) 2½" x 5½"
- 1 square (C) 2½" x 2½"

Green Print

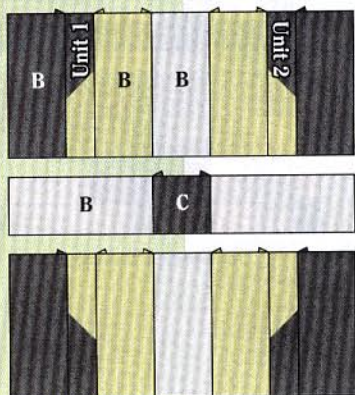
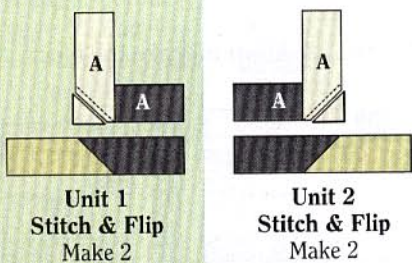
- 4 rectangles (A) 1½" x 3½"
- 4 rectangles (B) 2½" x 5½"

Cream Print

- 4 rectangles (B) 2½" x 5½"

Refer to the "Stitch & Flip" technique on page 10 and use the black and the green A's to make the unit 1's and 2's.

Sew the patches and units together as shown to complete the block. ■



Block Piecing