


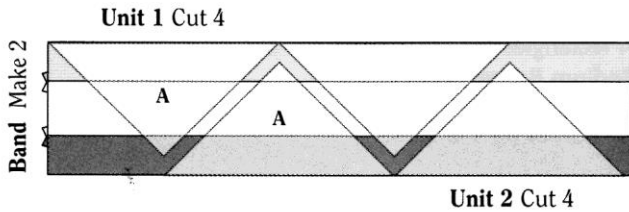
# Mermaid Blossoms

by Angela Pingel • Cut to Pieces  
[cuttopieces.blogspot.com](http://cuttopieces.blogspot.com)



**Yellow tone on tone print:** cut 2 strips 1 7/8" x 25" for band  
**Gray print:** cut 2 strips 1 7/8" x 25" for band  
**Cream print:** cut 2 strips 2 7/8" x 25" for band

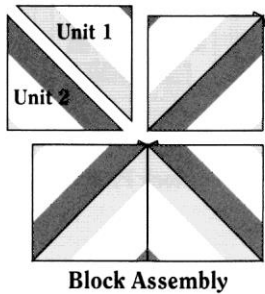
**Template plastic**



Top row: Yellow tone on tone print  
 Middle row: Cream print  
 Bottom row: Gray print

Sew the strips together as shown to make 2 bands. Use the plastic to make a template of A. Position A on the bands as shown and cut 4 unit 1's and 4 unit 2's.

Join the units as shown to complete the block. ■



block should  
measure 1"  
when printed

